

EDC TEAM

- Jon Myers
President

Beverly Flanagan
Office Administrator

Bruce Stach
Small Business & Entrepreneurship Program Manager
- Carrie Meyer
Leadership Whitley County Director

Katie Dewitt
Marketing Project Manager

Lori Shipman
Community Development Coordinator

Riley Hollenbaugh
Director of Workforce & Community Development




2017
FINANCIAL SUPPORTERS


- Building Contractors of America, NE IN
CenturyLink
City of Columbia City
Community Foundation of Whitley County
Churubusco Rotary Club
Crossroads Bank
Dunfee Missionary Church
Fort Wayne Metals
Manchester University
Micropulse, Inc.
Northeast Indiana Regional Partnership
Northeastern REMC
South Whitley Community Facilities, Inc.
Taylor University
Town of Churubusco
Town of Larwill
Town of South Whitley
United Way of Whitley County
USDA Rural Development
Ultra Electronics-USSI
Whitley County
Whitley County Chamber of Commerce & Visitors Center
Whitley County Redevelopment Commission
Zacher Company





ANNUAL REPORT | 2017


2018 EDC BOARD OF DIRECTORS


- 


Joe Kessie, Chair
*Lake City Bank
Financial Representative*
- 


Brooks Langeloh, Vice Chair
*Orizon Real Estate
Realtor Representative*
- 


Amiee Shimasaki, Secretary
*MartinRiley
City of Columbia City Representative*
- 


Randy Holler, Treasurer
*Crossroads Bank
Town of South Whitley Representative*
- 


Dan Hile
*Smith-Green Community Schools
Education Representative*
- 

Eric Jung
*Northeastern REMC
Utilities Representative*
- 

John Lefever
*Community Foundation of Whitley County
NEIRP governing board representative*
- 

Rob Marr
*C&A Tool Engineering, Inc.
Town of Churubusco Representative*
- 

Bill Overdeer
*Whitley County Council
Whitley County Representative*
- 

Keith Schuman
Town of Larwill Representative
- 

Matt Shipman
*Bloom Gates Shipman Whiteleather
Attorney Representative*



220 W. Van Buren Street | Suite 102 | Columbia City, IN 46725
www.whitleyedc.com | 260.244.5506 | edc@whitleyedc.com



WHITLEY COUNTY
ECONOMIC DEVELOPMENT CORPORATION



7

EXPANSION
PROJECTS



3

NEW
BUSINESSES



\$96M
NEW INVESTMENT



298
NEW JOBS
COMMITTED



\$21+
AVERAGE HOURLY WAGE
OF NEW JOBS



11.5%
TOTAL INCREASED
TAX REVENUES

WHITLEY COUNTY BY THE NUMBERS

POPULATION	33,449
COUNTY ADJUSTED GROSS INCOME TAX (CAGIT)	\$3.9M
COUNTY ECONOMIC DEVELOPMENT INCOME TAX (CEDIT)	\$982,854
LABOR FORCE	16,823
MEDIAN HOUSEHOLD INCOME	\$54,873
UNEMPLOYMENT RATE (DECEMBER 2017)	2.5%
PER CAPITA PERSONAL INCOME	\$40,731
QUALITY OF LIFE RANK IN INDIANA BY COUNTY (INDIANA OCRA)	9TH

Source: STATS America

2017 SNAPSHOT



Steel Dynamics, Inc. Structural & Rail Division announced a \$75M expansion.



More than 100 students from our county schools participated in Whitley County Manufacturing Month last October.



Residents from Whitley and Noble Counties received fully funded scholarships for training in CNC machining, industrial maintenance and welding from a grant awarded by OCRA.

EDC PRIORITIES

- Increase our supply of talented employees
- Fill knowledge gaps for entrepreneurs, small businesses and medium-sized privately owned businesses.
- Pursue quality-of-life initiatives that create measurable outcomes.
- Enhance relationships and coordinate with other community organizations that are pursuing the same priorities.

PROGRAMMING

- **SMALL BUSINESS & ENTREPRENEURSHIP INITIATIVE** - Assists clients with starting and growing their businesses. Experienced business consultants provide one-on-one coaching to entrepreneurs at all stages.
- **LEADERSHIP WHITLEY COUNTY** - Experiential learning program designed to empower individuals to serve & become better leaders, engage individuals in the workplace and community, and connect them with resources to continue growing as leaders at home, in the workplace and in the community.
- **WORKFORCE & COMMUNITY DEVELOPMENT** - Focuses on addressing current and future workforce needs, and working with other community partners to continue improving the quality of life and growth opportunities in Whitley County. The EDC Agribusiness Initiative, Medical Device Initiative and Whitley County Manufacturing Council were created to help address these ever-changing needs.

LARGEST EMPLOYERS

Numbers as of February 2018

1. Steel Dynamics, Inc. - 748
2. C&A Tool Engineering, Inc. - 574
3. Ultra Electronics-USSI - 464
4. 80/20, Inc. - 438
5. Advanced Assembly, LLC - 406
6. Parkview Whitley Hospital - 348
7. Micropulse, Inc. - 305
8. BRC Rubber & Plastics, Inc. - 234
9. Warner Electric, LLC - 220
10. Precision Plastics, Inc. - 189